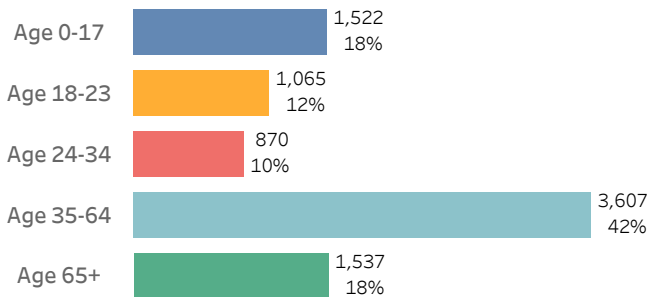


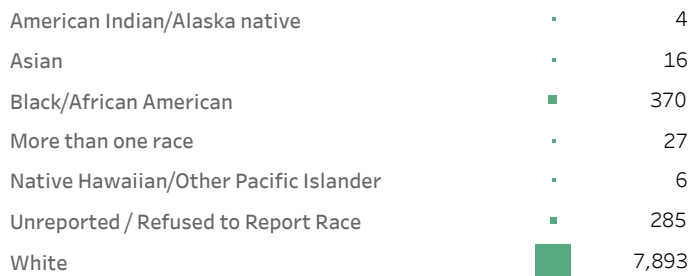


8,601 Total Patients

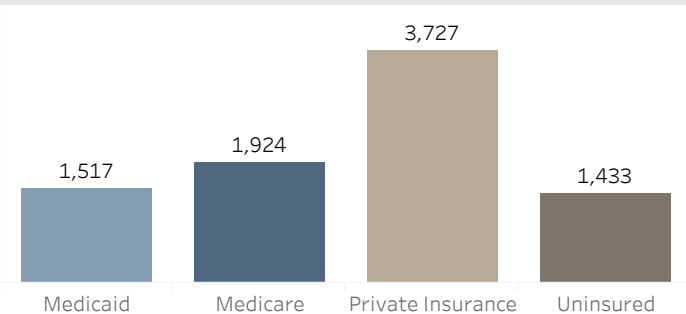
### Patients by Age



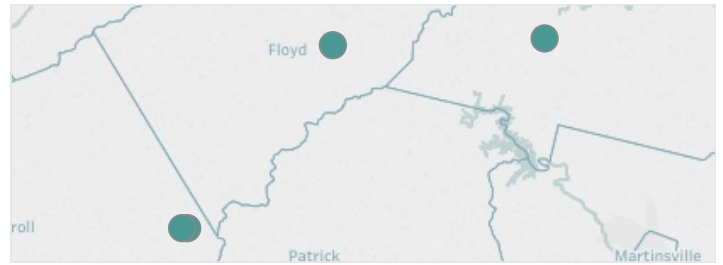
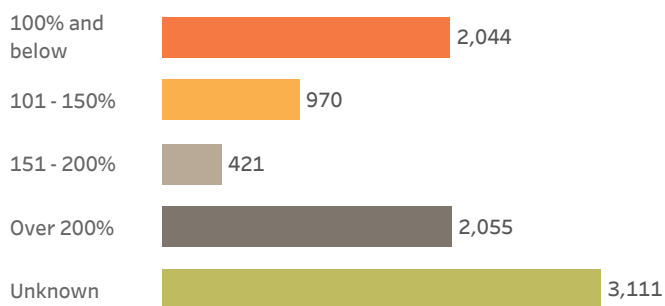
### Patients by Race



### Patients by Insurance



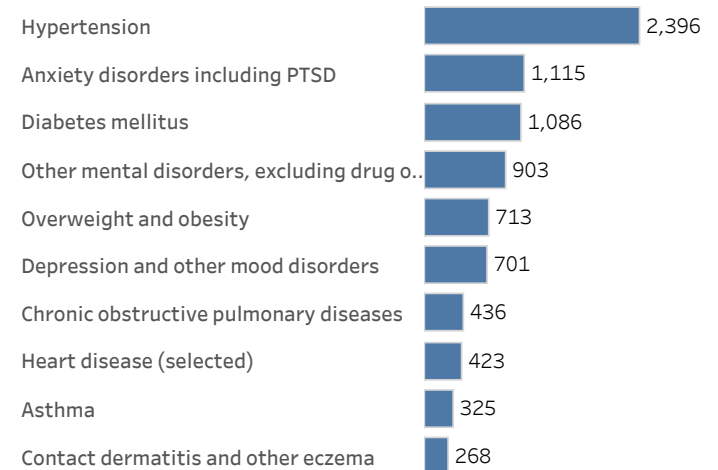
### Patients by Income



Tri Area Community Health

Tri-Area Community Health Administrative Office
Tri-Area Community Health Center At Ferrum
Tri-Area Community Health Center At Floyd
Tri-Area Community Health Center At Laurel Fork

### Top 10 Diagnostic Categories



### Economic Impact

72.70 Direct Jobs (FTEs)

\$16.5M total economic impact

\$9.4M in direct expenditures + \$7.1M generated in additional spending

Source: UDS 2015 data on health center patients. Health center site locations downloaded from the HRSA Data Warehouse. Economic impact calculated with UDS-reported health center expenditures and the Virginia multiplier generated using IMPLAN economic modeling software.